

# Overview of Alternative Fuels

U.S. DEPARTMENT OF  
**ENERGY**

Energy Efficiency &  
Renewable Energy



  
U.S. Department of Energy

State Transportation Fleet Adoption of AFVs

Austin, TX

April 18, 2016

Mike Scarpino

US Department of Transportation

Volpe National Transportation Systems Center

# Volpe, The National Transportation Systems Center

- ❑ Established in 1970 to **provide analytical, scientific, and engineering support to the U.S. Department of Transportation.**
- ❑ Our mission is to improve the transportation system by anticipating emerging issues and advancing technical, operational, and institutional innovations.
- ❑ Volpe's research, technical, and program professionals help sponsors thrive by applying best practices culled from more than 40 years of solving problems for multiple modes.
  - A multidisciplinary set of skills and expertise from engineering and planning to social science, information technology
  - We are powered by transportation thought leaders, driven by tough challenges, dedicated to making a better transportation system, and committed to the public good.
- ❑ Fee-for-service; no direct appropriations
  - Volpe is a unique federal agency that is 100 percent funded by sponsor projects.
  - We partner with public and private organizations to assess the needs of the transportation community, evaluate research and development endeavors, **assist in the deployment of state-of-the-art transportation technologies**, and inform decision and policy making through our comprehensive analyses.

*Advancing transportation innovation for the public good*

# Overview of Alternative Fuels: Agenda

- Natural Gas
- Propane
- Biodiesel
- Electric
- Ethanol
- GHG Comparisons
- Resources



## Mixture of Hydrocarbons, Predominantly Methane (CH<sub>4</sub>)



### Conventional Natural Gas

- Extracted from domestic gas and oil wells
- Uses existing pipeline distribution system



### Renewable Natural Gas

- Produced from decomposing organic matter, including sewage, animal byproducts, and agricultural, industrial, and municipal solid waste
- Biogas already being produced is upgraded to a purity standard

## Benefits



- Abundant domestic resource
- High octane rating
- Nontoxic, noncorrosive, and noncarcinogenic
- Lower emissions
- Low and consistent fuel prices
- Proven and established

## Considerations

- Reduced driving range on dedicated vehicles
- Incremental vehicle or conversion costs
- Infrastructure availability and costs



Image: NREL Image Gallery #28003

|  | Storage  | Applications                             | Energy Content  |
|--|--|--|---|
| <b>Compressed Natural Gas</b><br>  | Stored as a gas in onboard tanks under high pressure   | Light-, medium-, and heavy-duty vehicles | 1 gasoline gallon equivalent (GGE)<br>=<br>5.66 pounds (lb) or<br>126.67 cubic feet |
| <b>Liquefied Natural Gas</b><br> | Stored as a liquid at cold temperatures (-260°F)<br><br>Stored in double-wall, vacuum-insulated pressure vessels | Heavy-duty vehicles                      | 1 GGE<br>=<br>1.5 gal LNG   |

A Venn diagram with three overlapping ovals. The left oval is green and labeled "Original Equipment Manufacturer (OEM)". The middle oval is blue and labeled "Prepped Vehicles". The right oval is blue and labeled "Aftermarket Conversions". The intersection of the green and blue ovals is also blue. The intersection of the two blue ovals is also blue. The intersection of all three ovals is also blue.

**Original  
Equipment  
Manufacturer  
(OEM)**

**Prepped  
Vehicles**

**Aftermarket  
Conversions**

- More **OEM** models becoming available
- **Aftermarket conversions** provide additional options
  - Must meet federal and state requirements, and be installed by a qualified system retrofitter (QSR) in accordance with National Fire Protection Association (NFPA) 52
- Vehicles with **factory-installed engine prep packages** are converted by a qualified vehicle modifier (QVM) before delivery to the customer



## Light-Duty

- Passenger cars and light-duty trucks in private and government fleets
- Personal vehicles

## Medium-Duty

- Vans and shuttles
- Airports and taxi fleets

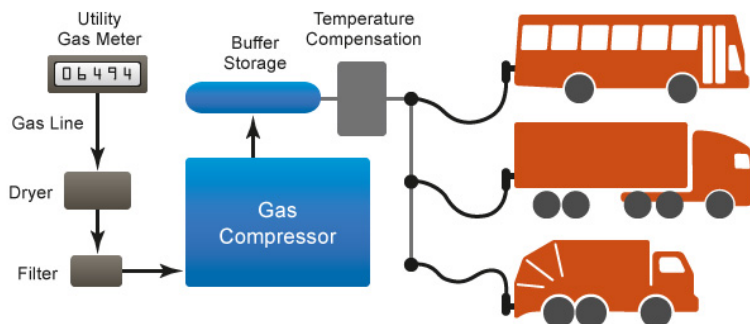
## Heavy-Duty

- Refuse haulers
- Transit buses
- School buses
- Long-haul trucks
- Street sweepers
- Snowplows
- Short-haul delivery trucks



|                          |                             | <i>Station Ownership</i>   |  |
|--------------------------|-----------------------------|--|--|
|                          |                             | <i>Fleet</i>   | <i>Independent Provider</i>  |
| <i>Station Operation</i> | <i>Fleet</i>                | <p>Fleet owns and operates station</p> <p>Fleet works with vendors on station development</p>                                  |  |
|                          | <i>Independent Provider</i> | <p>Fleet owns the station, but relies on experienced operator</p> <p>Reduces fleet risk</p> <p>Usually a 5-7 year contract</p> | <p>Outside development, ownership, and operation</p> <p>Fleet provides demand threshold</p> <p>Long-term price agreement</p> <p>Public access possible</p> |

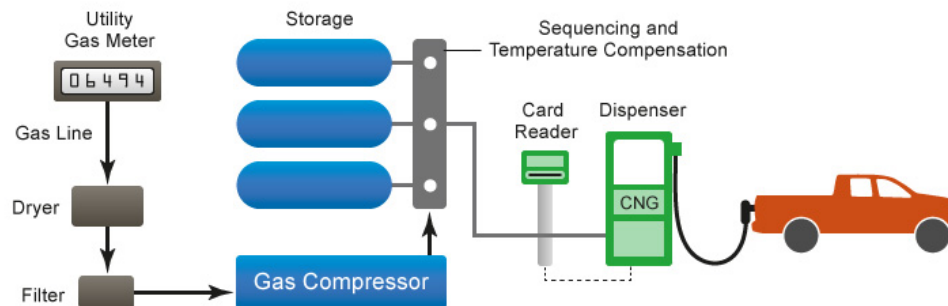
## Time-Fill Station



- Good for centrally based fleets with consistent schedules
- CNG is dispensed slowly, often overnight
- Lower cost investment

- Fueling takes place in minutes
- Necessary for public-access stations
- Good for vehicles with little downtime

## Fast-Fill Station



## Helpful Resource:

AFDC interactive fueling animation: [http://www.afdc.energy.gov/vehicles/cng\\_tank\\_animation.html](http://www.afdc.energy.gov/vehicles/cng_tank_animation.html)

Images and More Information: AFDC CNG Fueling Stations, [http://www.afdc.energy.gov/fuels/natural\\_gas\\_cng\\_stations.html](http://www.afdc.energy.gov/fuels/natural_gas_cng_stations.html)

# Case Study: Kansas City Public Schools Invests in CNG Buses



- Replaced 47 of its 120 buses with a transit-style bus with a CNG engine; also converted three Type A buses to CNG
- \$3.6 million in grant funding for the buses, a fueling station, a mobile refueler, and maintenance facility modifications

## Just the Numbers

- **CNG School Buses:** 50
- **Fuel Cost Savings:** \$20,000 to \$30,000 per month
- **Petroleum Displacement:** 15,000 gallons of diesel fuel per month
- **Greenhouse Gas Emissions Reduction:** 27,789 lbs per month



*“Our primary motivation for doing this was fuel costs. They're high, and getting higher, and we're facing budget cuts. Also, CNG is a clean fuel and benefits the environment.”*

*—George Taylor, Director of Transportation*

## Three-carbon alkane gas: $C_3H_8$



### Liquefied Petroleum Gas (LPG) or Autogas

- By-product of natural gas processing and crude oil refining
- Gaseous fuel that is compressed to a liquid


## Benefits

- Abundant domestic resource
- Vehicle technology and fueling stations widely available
- High energy density
- Low flammability
- Safe, puncture-resistant tanks
- May reduce particulate matter (PM), carbon monoxide (CO), and life cycle greenhouse gas emissions

## Considerations

- Reduced driving range on dedicated vehicles
- Incremental vehicle or conversion costs
- Methane and NOx emissions equivalent or slightly higher than gasoline



| Propane  | Applications                             | Storage   | Energy Content             |
|--|--|---|----------------------------|
|  A black diamond-shaped hazard label with a white border and the word "PROPANE" in white, bold, capital letters in the center. | Light-, medium-, and heavy-duty vehicles | Stored as a gas in onboard tanks between 125–150 pounds per square inch (psi) | 73% of the Btu of gasoline |

A Venn diagram with three overlapping ovals. The left oval is green and labeled "Original Equipment Manufacturer (OEM)". The middle oval is blue and labeled "Prepped Vehicles". The right oval is blue and labeled "Aftermarket Conversions". The middle and right ovals overlap each other, and the middle oval overlaps with the left oval.

**Original  
Equipment  
Manufacturer  
(OEM)**

**Prepped  
Vehicles**

**Aftermarket  
Conversions**

- More **OEM** models becoming available
- **Aftermarket conversions** provide additional options
  - Must meet federal and state requirements, and be installed by a qualified system retrofitter (QSR)
- Vehicles with **factory-installed engine prep packages** are converted by a qualified vehicle modifier (QVM) before delivery to the customer



## Light-Duty

- Passenger cars and light-duty trucks in private and government fleets
- Personal vehicles

## Medium-Duty

- Vans and shuttles
- Airport and taxi fleets
- Cargo trucks

## Heavy-Duty

- School buses
- Transit buses
- Street sweepers
- Snowplows
- Short-haul delivery trucks



## Off-site, Public Access

- Operated by retailer, utility, or other fleet
- Fleet may be an anchor fleet or part of a pool of multiple fleets who make a case for station to add propane refueling

## On-site, Private Access

- Exclusive use by participating fleets

## On-site, Public Access

- Built outside of restricted areas
- Benefit from economy of scale
- Promotes public use of propane vehicles

## City of Austin Infrastructure:

Using five city fueling sites, Austin is able to operate more than 200 F150 propane trucks and more than 30 propane mowers. Infrastructure is shared with Travis County, the State of Texas, and other entities.



## Containerized

- Turnkey solution with standard storage tank, dispensing, metering, and containment equipment

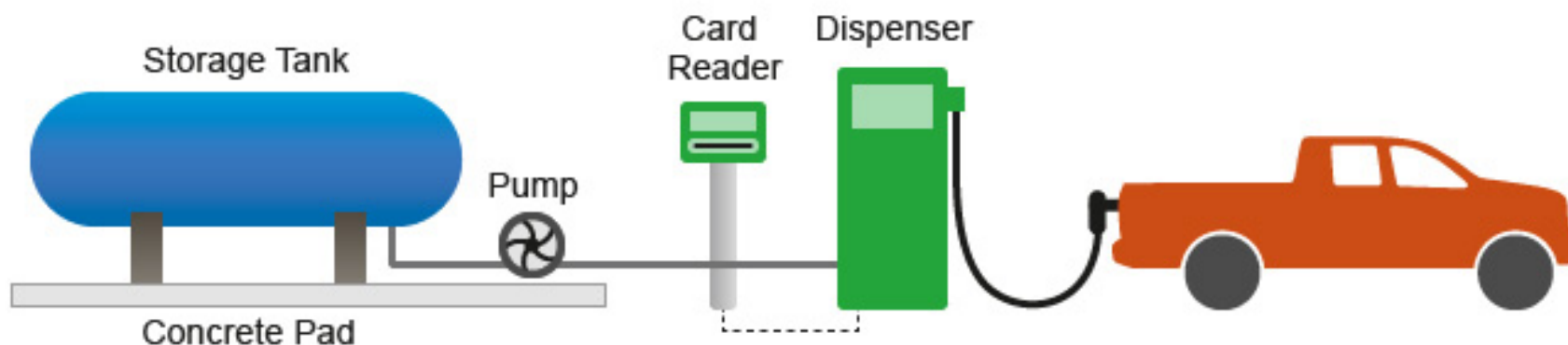
## Customized

- Larger storage tanks, multiple dispensers, other customization

## Mobile

- Propane delivery truck with metering and dispensing equipment

## Propane Station



- Since 2011, INDOT has deployed over 575 small and full-size pickup trucks and vans that have been converted to run on bi-fuel propane.
- INDOT installed 115 propane fueling sites at its facilities across the state



**Image and More Information:** National Clean Fleets Partner: Schwan's Home Service,  
<http://www1.eere.energy.gov/cleancities/schwans.html>

## Just the Numbers

- **Propane Trucks & Vans:** 575+
- **Fuel cost savings:** \$1.17 million in FY 2013 and more than \$2.75 million since the program's inception

## Feedstocks:

Vegetable oils, yellow grease, used cooking oils, tallow



## Transesterification:

Oil or fat is reacted with a short-chain alcohol (usually methanol) and a catalyst (usually sodium hydroxide or rarely, potassium hydroxide)

## Biodiesel

(fatty acid methyl esters or FAME)

+ Glycerin

## Benefits

- Produced domestically
- Renewable substitute for petroleum diesel in conventional diesel engines
- Reduces greenhouse gas emissions
- Non-toxic, non-corrosive, and non-carcinogenic
- Improves fuel lubricity and raises the cetane number of the fuel
- Less combustible than petroleum diesel.

## Considerations

- The higher the percentage of biodiesel above 20%, the lower the energy content per gallon
- B100 has a solvent effect and can release deposits that may clog filters (avoided by frequent filter replacements in the first few tanks of high-level blends)
- Gelling (or freezing) in cold temperatures.



# Basics: Blends and Specifications



| Blends                            | Description  | Engine Modifications   | Operation Considerations  |
|-----------------------------------|--|--|---|
| <b>Low-Level Biodiesel Blends</b> | Blends B5 (5% biodiesel, 95% petroleum diesel) and below   | None - safe for operation in any diesel compression-ignition engine          | ASTM D975: petroleum diesel   |
| <b>B20</b>                        | 20% biodiesel, 80% petroleum diesel<br><br><i>1 diesel gallon equivalent (DGE) = 1.02 gallons of B20</i> | Generally, none - check engine warranty                                      | ASTM D7467: blends between B6 and B20<br><br>Similar fuel consumption, horsepower, and torque to diesel       |
| <b>B100</b>                       | 100% biodiesel<br><br><i>1 DGE = 1.10 gallons of B100</i>  | Check engine warranty<br><br>Must use in vehicles with B100 compatible parts | ASTM D6751: B100<br><br>Can clean fuel systems and clog filters<br><br>Gelling can occur in cold temperatures |

Biodiesel vehicles and conventional diesel vehicles are one and the same.

Before using biodiesel, **check your engine warranty** to ensure that higher-level blends will not void or affect it. All manufacturers accept the use of B5 and many accept the use of B20.



## Helpful Resources:

- To determine which OEMs warranty their vehicles for biodiesel use above B5, visit the National Biodiesel Board's OEM Statement Summary Chart ([biodiesel.org/using-biodiesel/oem-information/oem-statement-summary-chart](http://biodiesel.org/using-biodiesel/oem-information/oem-statement-summary-chart)). This website allows users to assess which vehicle models are capable of using biodiesel blends under warranty.
- For additional information on biodiesel, refer to the Clean Cities Biodiesel Handling and Use Guide (<http://www.nrel.gov/docs/fy09osti/43672.pdf>)



## Light-Duty

- Light-duty trucks and passenger cars in private and government fleets
- Personal vehicles.



## Medium-Duty

- Vans and shuttles
- Airports and taxi fleets.



## Heavy-Duty

- Transit buses
- School buses
- Emergency responder vehicles
- Short-haul delivery trucks
- Bucket trucks
- Long-haul trucks
- Street sweepers.



## Underground Storage Tanks (UST)

- B100 can be stored underground in most cold climates without additional considerations. Storage temperatures should be at least 40° to 45°F.
- All UST manufacturers have issued statements of compatibility with blends of up to 100% biodiesel.
- UST compatibility letters are available from the Petroleum Equipment Institute and the Steel Tank Institute.

## Above Ground Storage Tanks (AST)

- B100 should not be stored aboveground (without proper insulation) at temperatures below 30° to 32°F
- ASTs and handling systems should be protected with insulation, agitation, or heating systems if temperatures regularly fall below the cloud point of the blend being stored.
- All AST manufacturers have issued statements of compatibility with blends of up to 100% biodiesel.

# Case Study: Partnerships Spark Biodiesel Success for Essential Baking Co. (Seattle, WA)



- Began running 11 long-term lease cargo vans on biodiesel in 2007
  - nine MY2005 Dodge Sprinters
  - two MY2008 Dodge Sprinters
- Uses a blend of 99% biodiesel and 1% petroleum diesel (B99) in most of its leased diesel vans without compromising the warranties or modifying the vehicles.

## Just the Numbers

- **Number of Vehicles:** 11 leased delivery cargo vans
- **Emissions Reductions:** 320,000 pounds of CO<sub>2</sub> as of June 2012
- **Petroleum Displacement:** 400 barrels of oil as of June 2012



*"The Essential Baking Company's success with biodiesel is the result of close collaboration among the fleet, leasing company, and fuel provider. This highlights the benefit of a 'coalition' approach to alternative fuel adoption. All three entities are key ingredients in the ongoing success of the project."*

*—George Taylor, Director of Transportation*

**Image and More Information:** Alternative Fuels Data Center (AFDC) Case Study Search, Partnerships Spark Biodiesel Success for Essential Baking Co, <http://www.afdc.energy.gov/case/1204>



**Electricity is considered an alternative fuel under the Energy Policy Act of 1992.**



**Electric drive vehicles use electricity from on- or off-board electrical power sources and store it in batteries.**

## Benefits

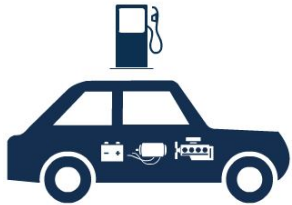
- Increased energy security
- Improved fuel economy
- Lower fuel costs
- Low or zero tailpipe emissions

## Considerations

- Higher initial vehicle cost
- Limited infrastructure availability
- Battery life
- Reduced all-electric range



Image: NREL Image Gallery #28974



## Hybrid Electric Vehicle (HEV)

- Powered by an engine and electric motor
- Does not use electric vehicle supply equipment (EVSE) to charge the battery




## Plug-In Hybrid Electric Vehicle (PHEV)

- Powered by an electric motor and engine
- Uses EVSE to charge the battery



## All-Electric Vehicle (EV)

- Powered by an electric motor
- Uses EVSE to charge the battery



## Light-Duty

- HEVs, PHEVs, and EVs widely available
- New models rolling out nationwide



## Medium-Duty

- Variety of HEVs, PHEVs, and EVs available
- New models becoming available
- Certified conversions an option



## Heavy-Duty

- Several HEV makes and models available
- Light hauling, delivery, and off-road service

# Infrastructure: Electric Vehicle Supply Equipment (EVSE)

|   | Current Type             | Voltage (V)      | Charging Time                                      | Primary Use               |
|---|--------------------------|------------------|--|---------------------------|
| <b>Level 1</b>                                  | Alternating Current (AC) | 120V             | 2 to 5 miles of range per hour of charging         | Residential               |
| <b>Level 2</b>                                  | AC                       | 240V             | 10 to 20 miles of range per hour of charging       | Residential<br>Commercial |
| <b>Level 3<br/>(Pending Industry Consensus)</b> | <i>Undefined</i>         | <i>Undefined</i> | <i>Undefined</i>                                   | <i>Undefined</i>          |
| <b>DC Fast</b>                                  | Direct Current (DC)      | 480V             | 60 to 80 miles of range per 20 minutes of charging | Commercial                |
| <b>Wireless</b>                                 | AC                       | 240V             | 10 to 20 miles of range per hour of charging       | Residential<br>Commercial |



Image: NREL Image Gallery #26453

- Largest publicly owned and operated commuter van program in the nation
- Introduced first EVs (20 Nissan Leafs) into the 1,300-vehicle fleet in 2011



## Just the Numbers

- **Fleet Type:** Publicly owned and operated commuter van program
- **Fuel:** Electricity
- **Vehicles:** 25 Nissan Leafs
- **Greenhouse Gas Emissions Reduction:** 24 metric tons per month
- **Petroleum Reduction:** 218,000 gallons over seven years

*“The project successfully demonstrated that EVs can compete head-to-head with conventional gasoline vehicles in the rideshare duty cycle; EVs generated cost savings and big environmental wins.”*

— Syd Pawlowski, King County Metro Rideshare Operations

**Image and More Information:** AFDC Case Study Search, Seattle Rideshare Fleet Adds EVs, Enjoys Success, <http://www.afdc.energy.gov/case/1843>





## Plant Materials (Biomass)



- Blended at low levels into more than 95% of gasoline sold in the United States
- Increasingly available as E85 for use in flexible fuel vehicles (FFVs)



## Benefits

- Domestically produced
- Net positive energy production
- Increased vehicle power and performance
- Job creation in rural areas
- Lower life cycle greenhouse gas (GHG) and criteria pollutant emissions
- Affordable vehicle options widely available

## Considerations

- Lower fuel economy
- Blends above E10 require modification of some infrastructure materials



Image: NREL Image Gallery #18090

| Category                                | Blend                                   | Applications  |
|---|---|---|
| <b>E10</b><br><b>Low-level blend</b>    | 10% Ethanol<br>90% Gasoline             | <ul style="list-style-type: none"> <li>• Most common blend in the United States</li> <li>• Can be used in any gasoline vehicle</li> </ul>             |
| <b>E15</b><br><b>Low-level blend</b>    | 10.5%-15% Ethanol<br>85%-89.5% Gasoline | <ul style="list-style-type: none"> <li>• U.S. Environmental Protection Agency (EPA) approved for Model Year (MY) 2001 and newer vehicles</li> </ul>   |
| <b>Mid-level or blender-pump blends</b> | Variable (E20, E30 most common)         | <ul style="list-style-type: none"> <li>• Used in FFVs</li> </ul>  |
| <b>E85</b>                              | 51%-83% Ethanol                         | <ul style="list-style-type: none"> <li>• Qualifies as an alternative fuel under Energy Policy Act of 1992 (EPAAct)</li> <li>• Used in FFVs</li> </ul> |

## FFVs

- Qualify as alternative fuel vehicles under EPA Act
- Operate on gasoline, E85, and lower-level blends
- Comparable acceleration, payload, and speed to gasoline vehicles



## Existing E85 Stations

- Ask about fleet discounts
- Communicate potential E85 demand

## Converting Existing Equipment to E85

- Use newer equipment that is clean and in good condition
- Use a contractor that knows state and local rules

## Installing New E85 Equipment

- Research local regulations
- Hire a professional with E85 experience
- Contact the state energy office, industry associations, and Clean Cities



Image: NREL Image Gallery #17138

- Significantly increased FFVs
- Installed a 12,500-gallon E85 tank in 2004
- Improved local air quality, decreased GHG emissions, and increased energy security



*"In 2006, our use of alternative fuels earned a visit from the president of the United States. Over the years, more than 100 representatives of local governments, fleets, and other organizations have come to Hoover to see how a progressive Southern city successfully uses alternative fuels."*

*—Mayor Gary Ivey, City of Hoover, Alabama*

## Just the Numbers

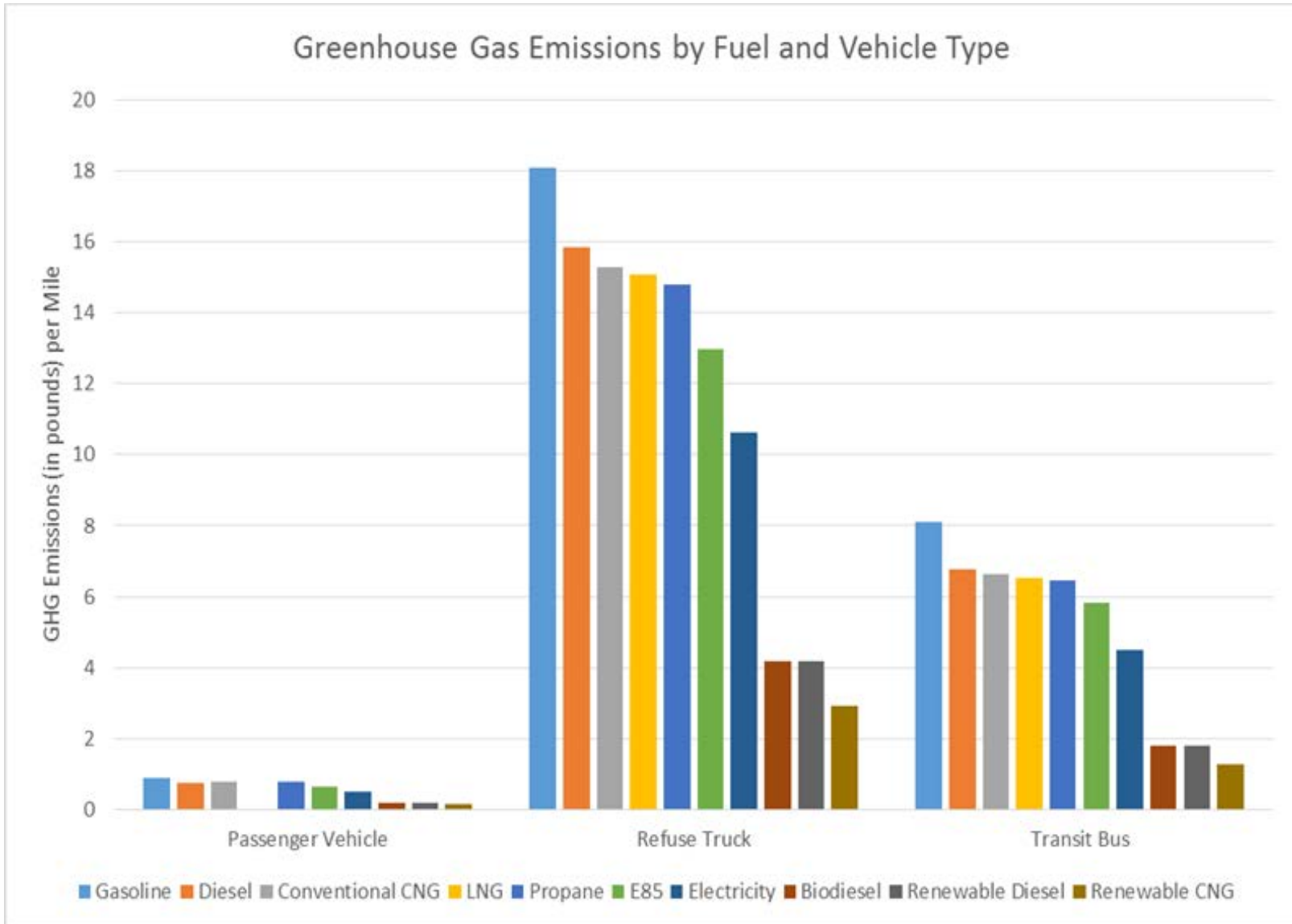
- **FFVs in 2003: 9**
- **FFVs in 2013: 212**
- **Gallons of E85 used: More than 1.5 million**

# Sample Fuel GHG Comparisons

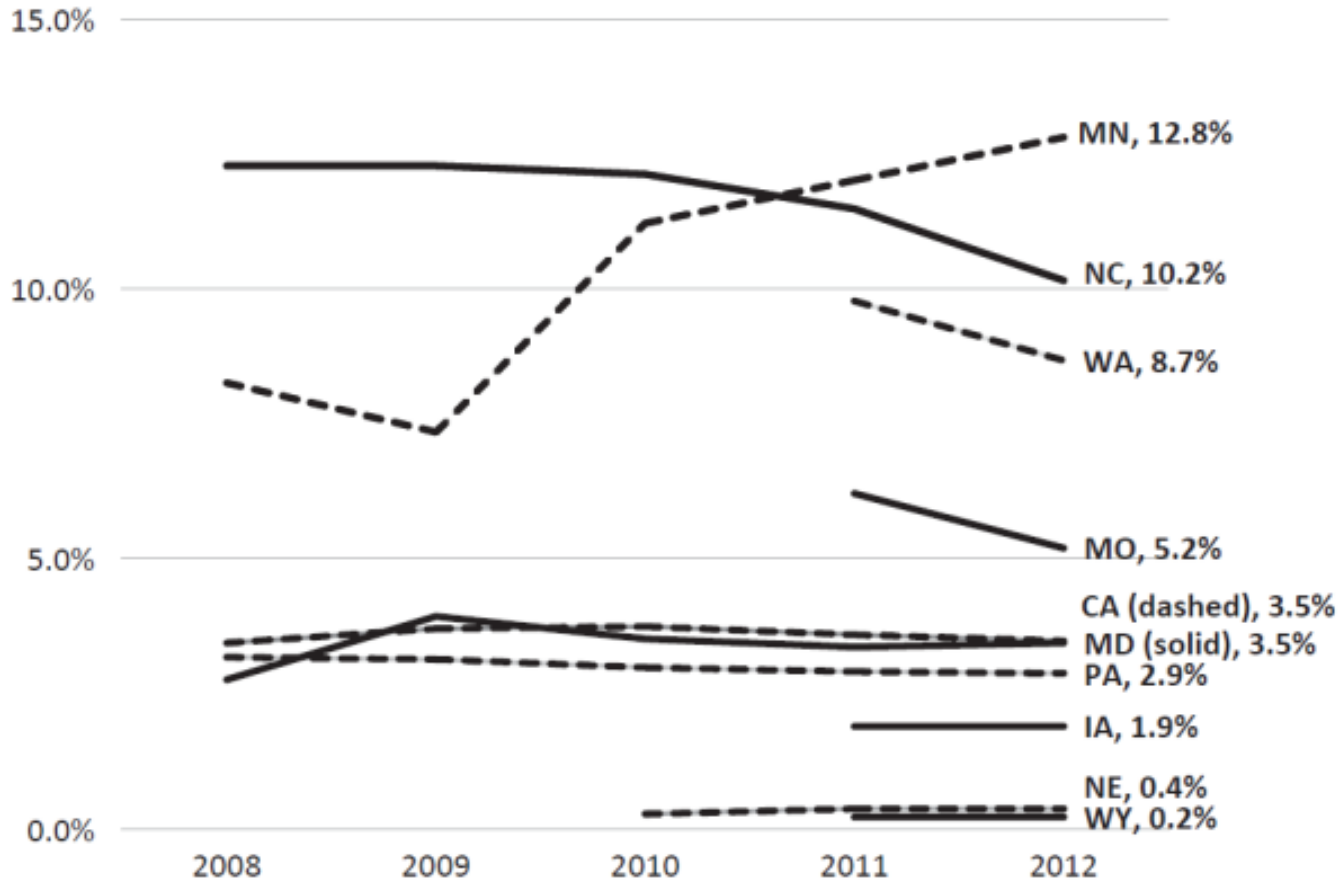


| Fuel                     | Life Cycle GHG Emissions (lb) per Mile |              |             |
|--------------------------|--|--------------|-------------|
|                          | Passenger Vehicle                      | Refuse Truck | Transit Bus |
| Gasoline                 | 0.88                                   | 18.08        | 8.11        |
| Diesel                   | 0.74                                   | 15.85        | 6.79        |
| CNG – Conventional       | 0.78                                   | 15.29        | 6.63        |
| Renewable CNG – Landfill | 0.15                                   | 2.93         | 1.27        |
| LNG – Conventional       | N/A                                    | 15.07        | 6.53        |
| Propane                  | 0.77                                   | 14.78        | 6.47        |
| E85 – Corn               | 0.63                                   | 12.98        | 5.83        |
| Electricity              | 0.49                                   | 10.62        | 4.51        |
| Biodiesel – B100, Soy    | 0.20                                   | 4.17         | 1.80        |
| Renewable Diesel – Soy   | 0.20                                   | 4.17         | 1.80        |

# Sample Fuel GHG Comparisons







**Figure 3. Alternative fuels as percentage of total DOT fleet fuel consumption volume basis: 2008 through 2012.**

- AFDC Light-Duty Vehicle Search (<http://www.afdc.energy.gov/vehicles/search/light/>)
- AFDC Heavy-Duty Vehicle and Engine Search (<http://www.afdc.energy.gov/vehicles/search/heavy/>)
- AFDC Station Locator (<http://www.afdc.energy.gov/locator/stations/>)
- AFDC Vehicle Cost Calculator (<http://www.afdc.energy.gov/calc/>)
- AFDC Federal and State Laws and Incentives (<http://www.afdc.energy.gov/laws/>)
- AFDC Natural Gas Fueling Infrastructure Development ([http://www.afdc.energy.gov/fuels/natural\\_gas\\_infrastructure.html](http://www.afdc.energy.gov/fuels/natural_gas_infrastructure.html))
- AFDC interactive fueling animation ([http://www.afdc.energy.gov/vehicles/cng\\_tank\\_animation.html](http://www.afdc.energy.gov/vehicles/cng_tank_animation.html))
- Clean Cities, *Costs Associated with CNG Vehicle Fueling Infrastructure* ([http://www.afdc.energy.gov/uploads/publication/cng\\_infrastructure\\_costs.pdf](http://www.afdc.energy.gov/uploads/publication/cng_infrastructure_costs.pdf))
- Clean Cities, *Case Study – CNG Refuse Fleets* ([http://www.afdc.energy.gov/uploads/publication/casestudy\\_cng\\_refuse\\_feb2014.pdf](http://www.afdc.energy.gov/uploads/publication/casestudy_cng_refuse_feb2014.pdf))
- NREL, VICE 2.0 (<http://www.afdc.energy.gov/uploads/publication/vice2-0.pdf>)
- Alternative Fuel Life-Cycle Environmental and Economic Transportation (AFLEET) Tool (<https://greet.es.anl.gov/afleet>)
- Clean Vehicle Education Foundation, *Guideline for Determining Modifications Required for Adding CNG and LNG Vehicles to Existing Maintenance Facilities* (<http://www.cleanvehicle.org/committee/technical/PDFs/GuidelinesDocumentFinal.pdf>)
- Natural Gas Vehicle Institute, *Facilities Modification for Natural Gas Vehicles* ([http://www.ngvi.com/Documents/FacilitiesModificationforNaturalGasVehiclesPaper\\_000.pdf](http://www.ngvi.com/Documents/FacilitiesModificationforNaturalGasVehiclesPaper_000.pdf))
- NFPA 52, Vehicular Gaseous Fuel Systems Code, and NFPA 30A, Code for Motor Fuel Dispensing Facilities and Repair Garages (<http://www.nfpa.org/>)

- AFDC Alternative Fuel and Advanced Vehicle Search (<http://www.afdc.energy.gov/vehicles/search>)
- AFDC Alternative Fueling Station Locator (<http://www.afdc.energy.gov/locator/stations/>)
- AFDC Vehicle Cost Calculator (<http://www.afdc.energy.gov/calc/>)
- AFDC Petroleum Reduction Planning Tool (<http://www.afdc.energy.gov/prep/>)
- AFDC Federal and State Laws and Incentives (<http://www.afdc.energy.gov/laws/>)
- AFDC Propane Fueling Infrastructure Development ([http://www.afdc.energy.gov/fuels/propane\\_infrastructure.html](http://www.afdc.energy.gov/fuels/propane_infrastructure.html))
- AFDC Propane Vehicles (<http://www.afdc.energy.gov/vehicles/propane.html>)
- Argonne National Laboratory's (ANL's) Alternative Fuel Life-Cycle Environmental and Economic Transportation (AFLEET) Tool (<https://greet.es.anl.gov/afleet>)
- CARB Certified Conversions List (<http://www.arb.ca.gov/msprog/aftermkt/altfuel/altfuel.htm>)
- Clean Cities Costs Associated With Propane Vehicle Fueling Infrastructure ([http://www.afdc.energy.gov/uploads/publication/propane\\_costs.pdf](http://www.afdc.energy.gov/uploads/publication/propane_costs.pdf))
- EIA Propane Delivery ([http://www.eia.gov/energyexplained/index.cfm?page=propane\\_delivery](http://www.eia.gov/energyexplained/index.cfm?page=propane_delivery))
- EPA Certified Conversions List (<http://epa.gov/otaq/consumer/fuels/altfuels/altfuels.htm>)
- PERC Certified Propane Autogas Vehicles List  
[http://www.propane.com/uploadedFiles/Propane/On\\_Road\\_Fleets/Propane\\_Conversions/Octobe2014OTRManufacturerListingPublicView.pdf](http://www.propane.com/uploadedFiles/Propane/On_Road_Fleets/Propane_Conversions/Octobe2014OTRManufacturerListingPublicView.pdf)
- PERC Propane Autogas Repair and Maintenance Facility Requirements  
[http://www.propane.com/uploadedFiles/Propane/On\\_Road\\_Fleets/Safety/autogas%20repair%20and%20maintenance1.pdf](http://www.propane.com/uploadedFiles/Propane/On_Road_Fleets/Safety/autogas%20repair%20and%20maintenance1.pdf))

- *Biodiesel Handling and Use Guide*, NREL (<http://www.nrel.gov/docs/fy09osti/43672.pdf>)
- AFDC Light- and Heavy-Duty Vehicle Searches ([afdc.energy.gov/tools](http://afdc.energy.gov/tools))
- AFDC Station Locator (<http://www.afdc.energy.gov/locator/stations/>)
- AFDC Federal and State Laws and Incentives search (<http://www.afdc.energy.gov/laws/>)
- AFDC Petroleum Reduction Planning (PREP) Tool (<http://www.afdc.energy.gov/prep/>)
- National Biodiesel Board Original Equipment Manufacturer Statement Summary Chart ([biodiesel.org/using-biodiesel/oem-information/oem-statement-summary-chart](http://biodiesel.org/using-biodiesel/oem-information/oem-statement-summary-chart))
- Argonne National Laboratory AFLEET Tool (<https://greet.es.anl.gov/afleet>)
- U.S. Environmental Protection Agency (EPA) Renewable Fuels Standard (RFS2) website (<http://www.epa.gov/otaq/fuels/renewablefuels/>) and RFS2 Data page (<http://www.epa.gov/otaq/fuels/rfsdata/2014emts.htm>)
- U.S. Energy Information Administration Annual Energy Outlook (<http://www.eia.gov/forecasts/aeo/>)
- Petroleum Equipment Institute (PEI) Tank Compatibility Letters (<http://www.pei.org/PublicationsResources/ComplianceFunding/USTComponentCompatibilityLibrary.aspx>)
- Steel Tank Institute (STI) Tank Compatibility Letters (<http://www.steeltank.com/Publications/E85BioDieselandAlternativeFuels/ManufacturerStatementsofCompatibility/tabid/468/Default.aspx>)

- AFDC Vehicle Cost Calculator (<http://www.afdc.energy.gov/calc/>)
- AFDC EV Emissions page ([http://www.afdc.energy.gov/vehicles/electric\\_emissions.php](http://www.afdc.energy.gov/vehicles/electric_emissions.php))
- AFDC Alternative Fuel and Advanced Vehicle Search (<http://www.afdc.energy.gov/vehicles/search>)
- AFDC Station Locator Database (<http://www.afdc.energy.gov/locator/stations/>)
- FuelEconomy.gov's Alternative Fuel Vehicles (AFV) page (<http://www.fueleconomy.gov/feg/alternatives.shtml>)
- Clean Cities Plug-In Electric Vehicle Handbook for Fleet Managers ([http://www.afdc.energy.gov/pdfs/pev\\_handbook.pdf](http://www.afdc.energy.gov/pdfs/pev_handbook.pdf))
- Clean Cities Plug-In Electric Vehicle Handbook for Workplace Charging Hosts ([http://www.afdc.energy.gov/uploads/publication/pev\\_workplace\\_charging\\_hosts.pdf](http://www.afdc.energy.gov/uploads/publication/pev_workplace_charging_hosts.pdf))
- Clean Cities Plug-In Electric Vehicle Handbook for Public Charging Station Hosts (<http://www.afdc.energy.gov/pdfs/51227.pdf>)
- Clean Cities 2015 Vehicle Buyer's Guide (<http://www1.eere.energy.gov/cleancities/publications.html>)
- Argonne National Laboratory's (ANL) *Well-to-Wheels Energy Use and Greenhouse Gas Emissions Analysis of Plug-in Hybrid Electric Vehicles* report (<http://www.transportation.anl.gov/pdfs/TA/559.pdf>)
- Electric Drive Transportation Associations (EDTA) Electric Drive Sales Dashboard (<http://electricdrive.org/index.php?ht=d/sp/i/20952/pid/20952>)
- National Fire Protection Association EV Safety Training (<http://www.evsaftytraining.org>)
- National Alternative Fuels Training Consortium First Responder Safety Training ([http://www.naftc.wvu.edu/course\\_workshop\\_information/first\\_responders](http://www.naftc.wvu.edu/course_workshop_information/first_responders))
- Plug In America's Vehicle Tracker (<http://www.pluginamerica.org/vehicles>)

- Clean Cities *Handbook for Handling, Storing, and Dispensing E85 and Other Ethanol-Gasoline Blends*  
([http://www.afdc.energy.gov/uploads/publication/ethanol\\_handbook.pdf](http://www.afdc.energy.gov/uploads/publication/ethanol_handbook.pdf))
- AFDC Alternative Fueling Station Locator (<http://www.afdc.energy.gov/locator/stations/>)
- AFDC Federal and State Laws and Incentives search  
(<http://www.afdc.energy.gov/laws>)
- AFDC Alternative Fuel and Advanced Vehicle Search  
(<http://www.afdc.energy.gov/vehicles/search>)
- AFDC Vehicle Cost Calculator (<http://www.afdc.energy.gov/calc/>)
- AFDC Petroleum Reduction Planning Tool (<http://www.afdc.energy.gov/prep/>)
- FuelEconomy.gov Hybrids, Diesels, and Alternative Fuel Vehicles  
(<http://www.fueleconomy.gov/feg/alternatives.shtml>)
- Argonne National Laboratory's (ANL's) AFLEET Tool (<https://greet.es.anl.gov/afleet>)
- EPA Alternative Fuel Conversion  
(<http://www.epa.gov/otaq/consumer/fuels/altfuels/altfuels.htm>)
- Congressional Budget Office (CBO) *The Impact of Ethanol Use on Food Prices and Greenhouse-Gas Emissions* (<http://www.cbo.gov/ftpdocs/100xx/doc10057/04-08-Ethanol.pdf> )
- National Renewable Energy Laboratory (NREL) *Water Usage for Current and Future Ethanol Production* ([http://www.swhydro.arizona.edu/archive/V6\\_N5/feature4.pdf](http://www.swhydro.arizona.edu/archive/V6_N5/feature4.pdf))

**Mike Scarpino**

U.S. Department of Transportation  
Volpe Center  
(617) 494-3373  
michael.scarpino@dot.gov



Clean Cities Website: [www.cleancities.energy.gov](http://www.cleancities.energy.gov)

Alternative Fuels and Advanced Vehicles Data Center: [www.afdc.energy.gov](http://www.afdc.energy.gov)

Fuel Economy: [www.fueleconomy.gov](http://www.fueleconomy.gov)

Clean Cities Coordinator Contact Information and Coalition Web Sites:  
[www.afdc.energy.gov/cleancities/progs/coordinators.php](http://www.afdc.energy.gov/cleancities/progs/coordinators.php)

Clean Cities Technical Response Service: [technicalresponse@icfi.com](mailto:technicalresponse@icfi.com), 800-254-6735



U.S. Department of Energy