




Advancing Clean Corridors – Multi-State Corridor Perspective



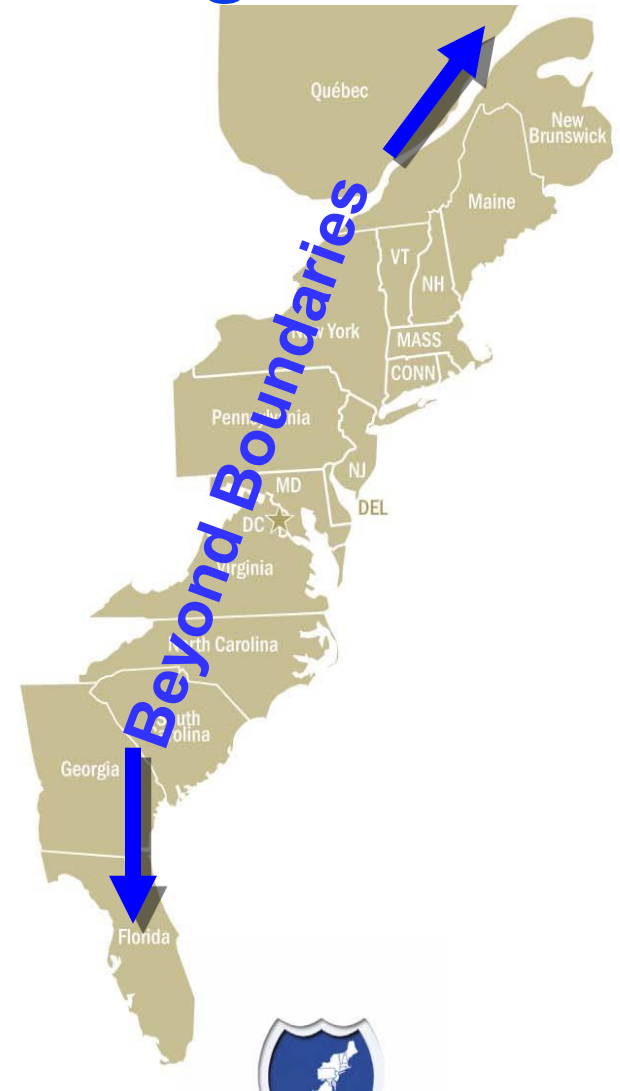
Presented to:
Clean Corridors Meeting
November 3, 2016
Rensselaer Polytechnic Institute

Marygrace Parker
Program Coordinator – Freight Mobility
Safety and Security
I-95 Corridor Coalition



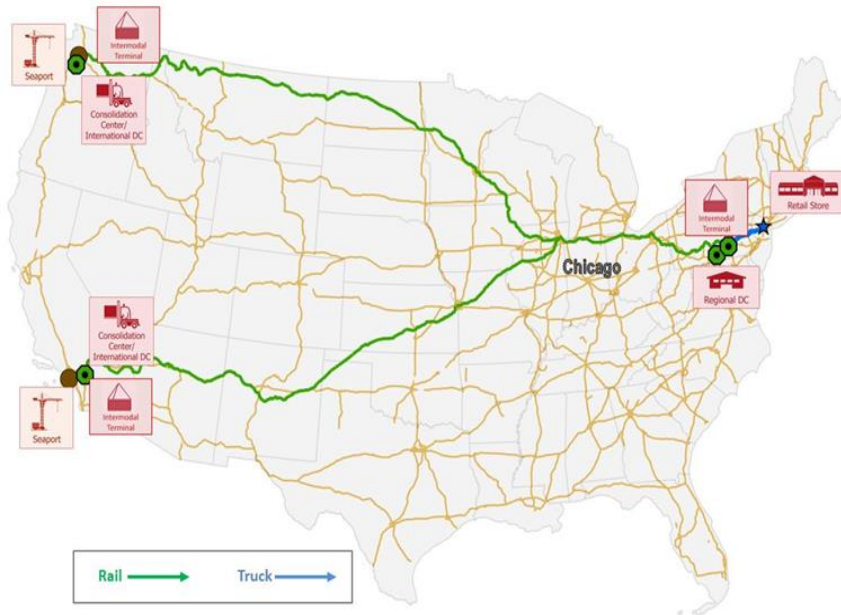
I-95 Corridor Coalition - Clean Freight Corridors: An Important and Strategic Partnership

- 16 state DOTs, 2 Provinces, 140+ MPOs, others
- A major US Freight Corridor
 - 5.3 billion tons of freight shipments annually into/through corridor
 - Across multiple modes including high volumes on truck and rail
- Common objectives:
 - Obtain perspectives from stakeholders/members
 - Build awareness thru improved communication, sharing information among stakeholders/members
 - Promote coordination of planning/policies/programs for freight efficiencies
 - Promote/support funding opportunities
 - i.e. Alternative Fuel Corridor Designation





To Advance Clean Freight Corridors – Need to Understand Supply Chains and Movements



- Movements are typically multi-state/multi jurisdictional and driven by shippers
- Supply chains drive “O & D” for freight movements and modal choices
 - Need to tap into the data to help anticipate demand and best locations for investment/deployment

Source –“Freight Performance Measurement – Measuring the Performance of Supply Chains across Multistate Jurisdictions – Report by I-95 Corridor Coalition



Understand the “Need” to Know What is Needed

- Alternative Fuel Locations may reflect different paradigm than today’s current refueling locations and may be impacted by variety of factors
 - i.e. Alternative fuels range
 - Overlay data on freight movements with Alt Fuel range for planning
 - Must plan these beyond individual boundaries, including linking NEDC region to other Corridor regions
- Have to understand demand and users as this may change the solution
 - i.e., Research on truck parking capacity shortages found “parking” purpose varied for hours of service, fueling – while others “staging” for pick-up/deliveries





Factor In Connected/Autonomous Truck Technologies – Not So Far In The Future

Automated beer run: Self-driving truck makes first delivery, hauls load of Budweiser

EQUIPMENT Overdrive Staff | October 25, 2016

reddit this



- Automated Trucks
 - Efficiencies in vehicle operations gained thru automated technologies include reducing fuel consumption
- Truck Platooning
 - About 9% trailing truck and 4% on lead yielding 6.5% combined average.*

* Source: North American Council for Freight Efficiencies



How Do We Get to Clean Freight Corridors – How does Coalition Help?

- Work with our states advancing freight plans to examine linkage of plans beyond borders to address freight corridors
- Encourage consideration of sustainable freight initiatives in plans by promoting education/awareness, sharing best practices, leveraging lessons learned, cost/benefit analysis
 - Collaboration with FHWA, EPA, NEDC, Clean Cities
 - Address/emphasize unique issues to Northeast and Corridor region
 - Automated/Connected vehicle deployment
- Advance regional coordination and communication to enhance freight efficiency:
 - Encouraging, advancing, optimizing sharing/mapping of real time information – congestion/closures/detours, truck parking availability; alternative fuel locations as deployed
- Continue enhancing and exploring applications/availability of Freight Data, *including new sources*, to support decision making and to assess performance



Questions? Thank You!

Marygrace Parker
Program Coordinator, Freight Mobility, Safety & Security
I-95 Corridor Coalition
518-852-4083
i95mgp@i95cc.com
Alternate:
mparker6@umd.edu